

# COMMUNITY SAFETY PARTNERSHIP

## REPORT

**Subject:** Demographic Breakdown of Children and Young People

**Date:** Wednesday 19 December 2018

**Author:** Daniel James, Intelligence and Analysis Officer

**Contact:** Daniel.james@lbbd.gov.uk

**Security:** [UNPROTECTED]

---

### 1. Introduction

- 1.1 This report provides an overview of offences committed by young people from Barking and Dagenham and the demographic breakdown of the young people involved. Data has been taken from the supplementary tables of the [annual youth justice statistics](#). The latest annual release covers the 2016/17 period. Comparison with regional and national figures are provided. Updates for the 2017/18 period should be available in late January 2019.
- 

### 2. Key Observations

#### Demographics

- 2.1 There were 222 Children and Young People (CYP) from Barking and Dagenham who received a caution or conviction in 2016/17.
- 2.2 Although this is an increase on the year before overall levels have decreased over time and are 34% lower than 2010/11.
- 2.3 In comparison both England and Wales and London have seen year on year decreases since 2010/11 with a 57% decrease and a 44% decrease respectively at the year ending March 2017. This indicates that the rate of Barking and Dagenham's decrease in the number of young people receiving a caution or conviction is slower than regional and national averages.
- 2.4 In 2017-18, 15 to 17 year olds made up 70% of the offending population despite accounting for only 34% of the total 10 to 17 year old target population within the borough.

- 2.5 15 to 17 year olds are therefore overrepresented within the offending data compared to the local population estimates. This is a common theme seen across both regional and national figures.
- 2.6 The levels of BAME offending are proportionate to the make-up of the borough. In comparison both London and England and Wales had an over representation of BAME receiving a caution or conviction in 2016/17.
- 2.7 Males continue to make up the majority of young people receiving a caution or conviction in the borough in 2016/17, a theme consistent with London and England and Wales figures.
- 2.8 Between 2010-11 and 2016-17 the number of 15 to 17 year olds from Barking and Dagenham who received a caution or conviction has decreased (-43%) in comparison to the number of 10 to 14 year olds which saw a 3% increase. From 2014/15 to 2015/16 there was an increase in both the number 10 to 14 year olds and 15 to 17 year olds receiving a caution or conviction in Barking and Dagenham, but the 10-14 year olds have continued to increase into 2016/17 whereas the 15 to 17 year olds have declined. This does not follow regional and national trends which have both seen year on year decreases across both age groups.

### **Offences:**

- 2.9 The 222 CYP from Barking and Dagenham committed 670 proven offences in 2016/17. Although this is lower than a recent peak in 2010-11 of 776 offences there has been year on year increases in the number of offences by Barking and Dagenham CYP from 2014/15 to 2016/17. Barking and Dagenham doesn't follow the regional and national trends for the same periods to 2016/17 which has seen year on year decreases in the number of proven offences by CYP.
- 2.10 In Barking and Dagenham since 2010/11 to 2016/17 there has been an increase in half of all the offences groups with the largest increases seen in Violence Against the Person offences, unauthorised vehicle taking and sexual offences. In comparison across the same period there has been a decrease in all offence groups across both England and Wales and London with the exception of unauthorised vehicle taking in London by CYP which has seen a 24% increase.
- 2.11 The top five offences committed by CYP in Barking and Dagenham in 2016/17 by volume was: Violence Against the Person, Theft and Handling, Drugs, Criminal Damage, Robbery. This is consistent with previous years.

## **3. Recommendations**

It is recommended that the Community Safety Partnership Board:

- To note the contents of the report. Board members are invited to raise questions and further lines of enquiry at the Community Safety Partnership meeting on 19 December 2018.

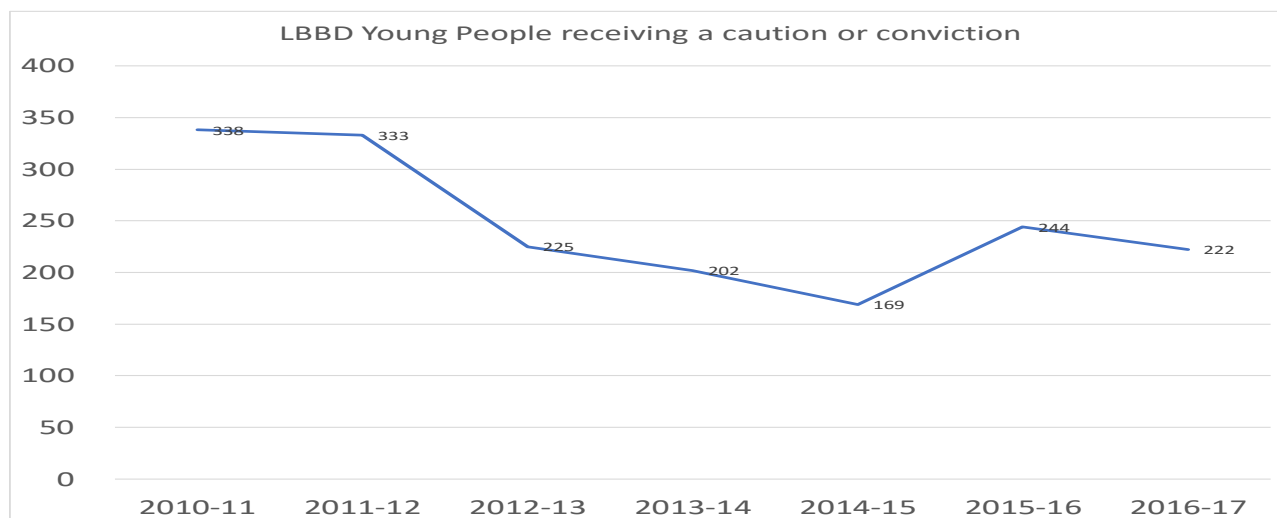
## **4. Demographics of children and young people offending**

- 4.1 For Barking and Dagenham in the year ending March 2017:

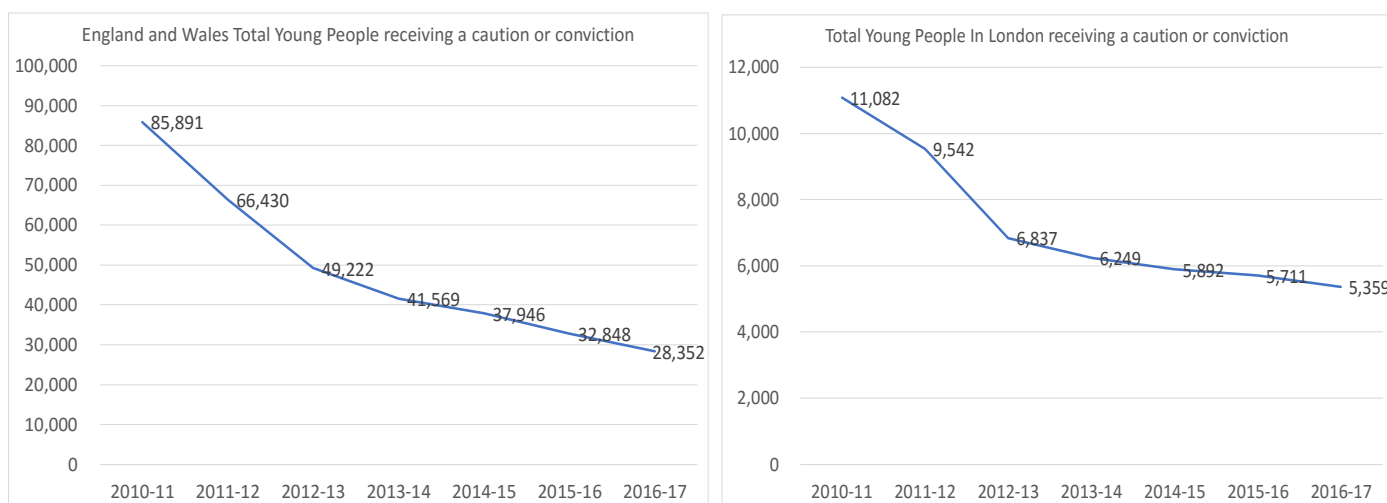
[Unprotected/Protected/RESTRICTED]

- There were 222 young people who received a caution or conviction, a fall of 116 young people (-34.3%) compared to -22.1% across London and -51.6% across England and Wales.
- When compared to the previous year there was a fall of 22 young people (-9.1%) from Barking and Dagenham. Across London there was a fall of 3.1% and across England and Wales there was a fall of 6.2%.

**Figure 4.1: Number of individual children and young people given a caution or conviction, Barking and Dagenham, years ending March 2007 to March 2017**



4.2 In Barking and Dagenham there were year on year falls between 2010/11 to 2014/15. An increase was seen in 2015/16 before decreasing again within 2016/17. At the end of 2016/17 levels were 34% lower than 2010/11. In comparison both England and Wales and London have seen year on year decreases since 2010/11 with a 57% decrease and a 44% decrease respectively at the year ending March 2017.



**Figure 4.2: Demographic characteristics of children and young people receiving a caution or conviction compared to the general 10 – 17 population, Barking and Dagenham, year ending March 2017.**

Barking and Dagenham	Age Group		Ethnicity		Gender	
	10-14	15-17	BAME	White	Male	Female
<b>Children and Young People receiving a caution or conviction</b>	30%	70%	42%	58%	87%	13%
<b>10-17 population*</b>	66%	34%	46%	54%	52%	48%

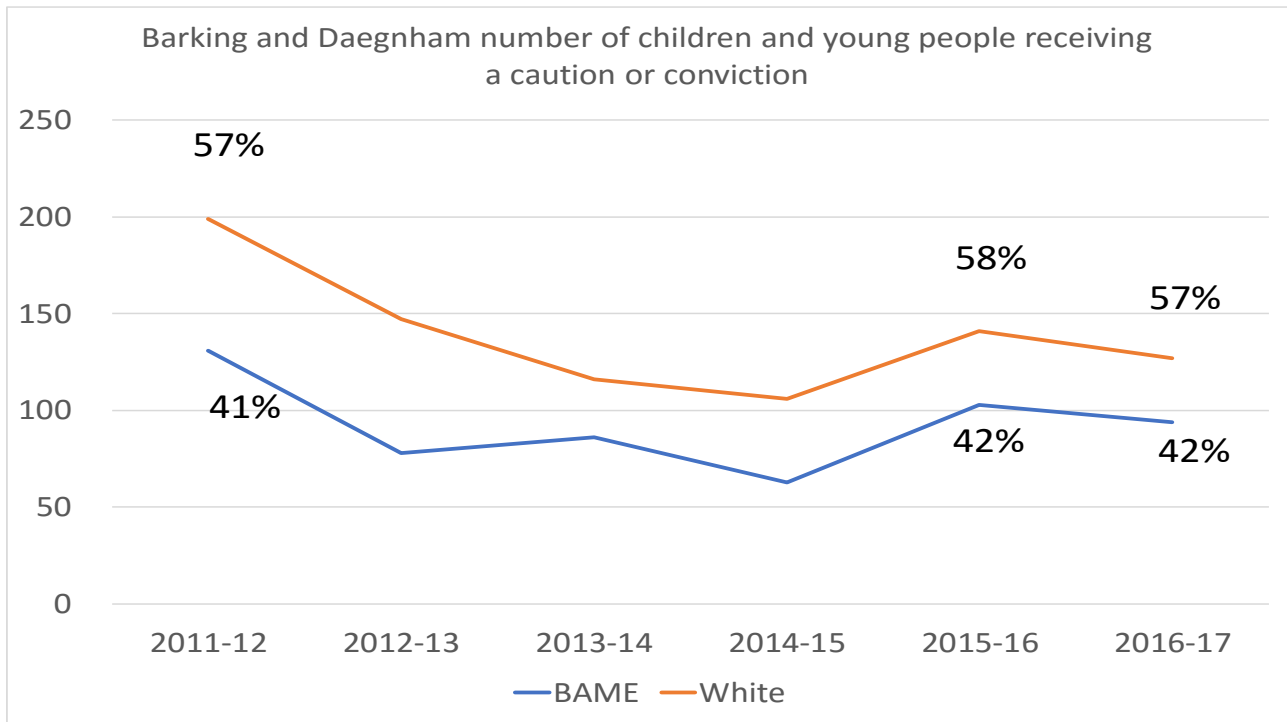
London	Age Group		Ethnicity		Gender	
	10-14	15-17	BAME	White	Male	Female
<b>Children and Young People receiving a caution or conviction</b>	20%	80%	61%	36%	86%	14%
<b>10-17 population*</b>	64%	36%	53%	47%	51%	49%

England and Wales	Age Group		Ethnicity		Gender	
	10-14	15-17	BAME	White	Male	Female
<b>Children and Young People receiving a caution or conviction</b>	24%	76%	24%	73%	83%	17%
<b>10-17 population*</b>	64%	36%	18%	82%	51%	49%

\*For age and gender, population is based on 2017 mid-year estimates. For ethnicity, population is based on the 2011 census. The ethnic breakdown of the population will likely have changed from 2011, so these figures should be treated as an estimate.

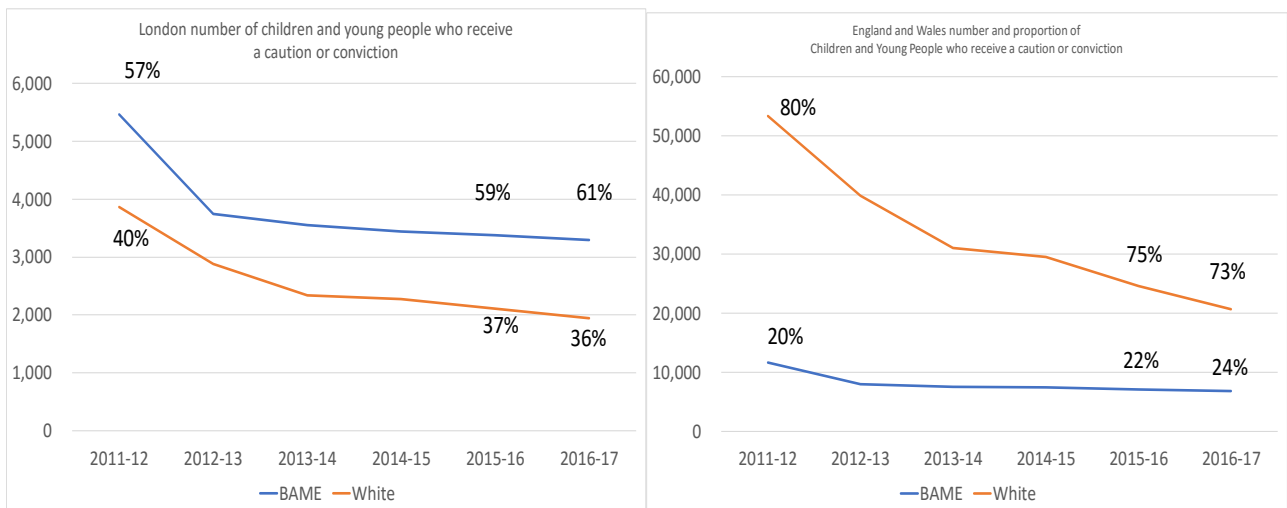
- 4.3 Figure 4.2 shows that while 15 -17 years olds make up 34% of the 10 – 17 year old population in Barking and Dagenham, in the year ending March 2017 they made up 70% of children and young people who received a caution or conviction.
- 4.4 Males made up 52% of the general 10 – 17 population but accounted for 87% of the total number of children and young people who received a caution or conviction.

**Figure 4.3: Number and proportion of children and young people receiving a caution or conviction by ethnicity, Barking and Dagenham, years ending March 2012 to March 2017**

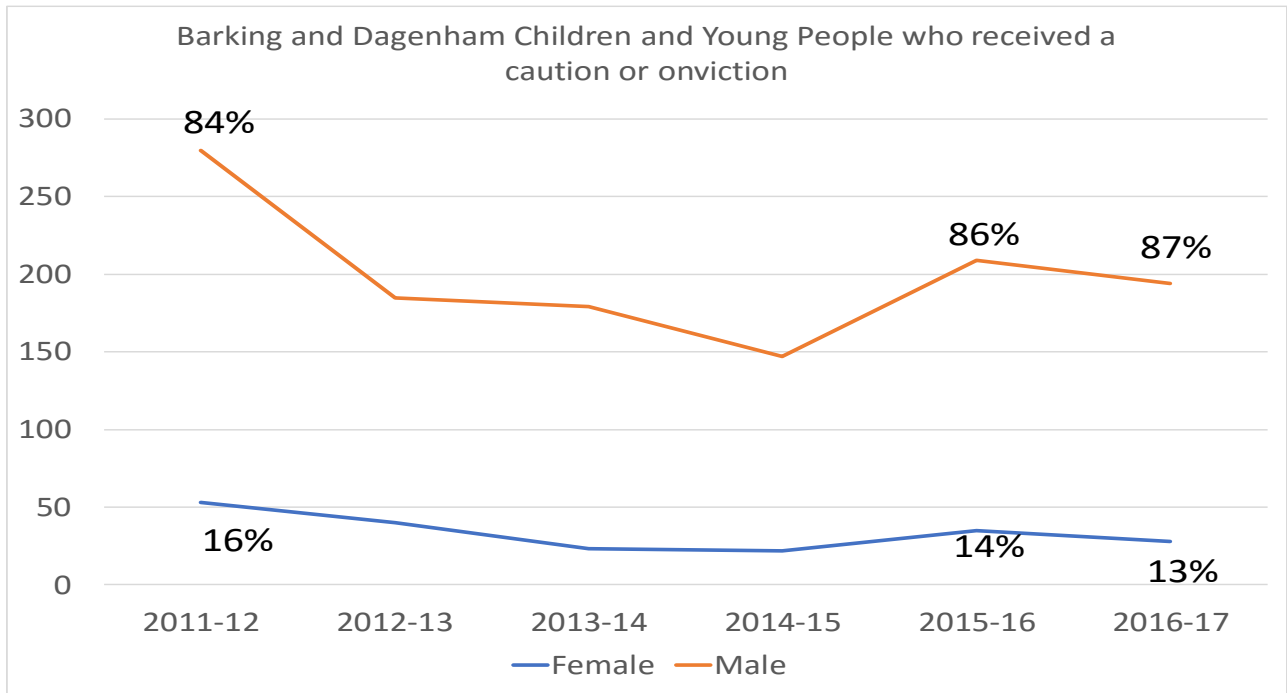


4.5 Overall both the number of BAME and White children and young people who received a caution or conviction have decreased year on year since the year ending March 2012. The rate of decline is equal between White and BAME. In comparison London and England and Wales averages have both seen the number who were white reduced at a much higher rate. This has led to an increase in the proportion of BAME children and young people receiving a caution or conviction.

- England and Wales: from 18% in the year ending March 2012 to 25% in the latest year.
- London: 57% in the year ending March 2012 to 61% in the latest year.

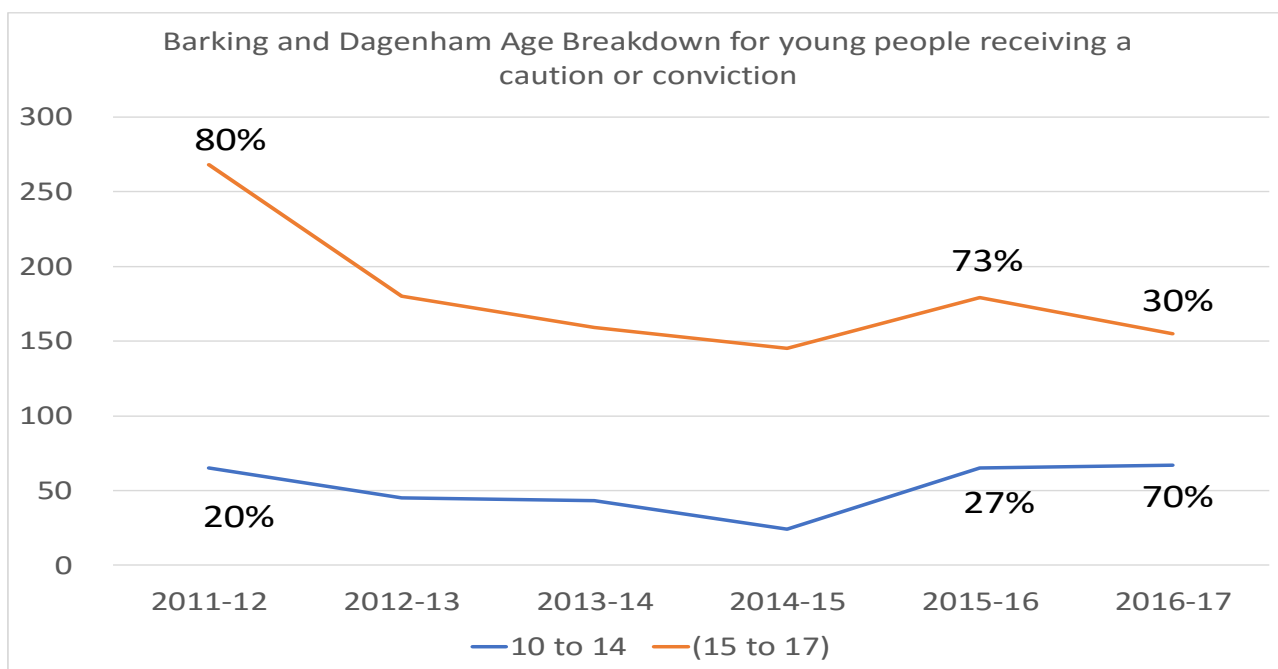


**Figure 4.4: Number and proportion of children and young people receiving a caution or conviction by gender, Barking and Dagenham, years ending March 2012 to March 2017**



- 4.6 In the year ending March 2017, there were around 28 young females and around 194 young males who received a caution or conviction. Compared with the year ending March 2012, the number of females and males from Barking and Dagenham receiving a caution or conviction have fallen by 47% and 31% respectively.
- 4.7 Across London since the year ending March 2012 the number of females and males receiving a caution or conviction from have fallen by 50% and 43% respectively.
- 4.8 Across London since the year ending March 2012 the number of females and males receiving a caution or conviction from have fallen by 65% and 55% respectively.

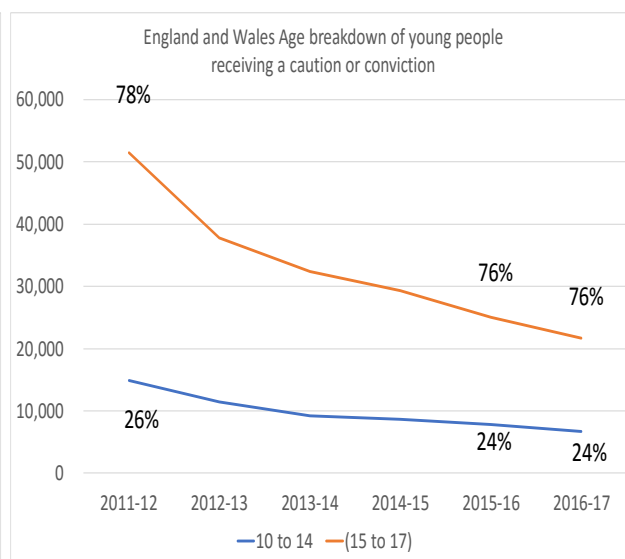
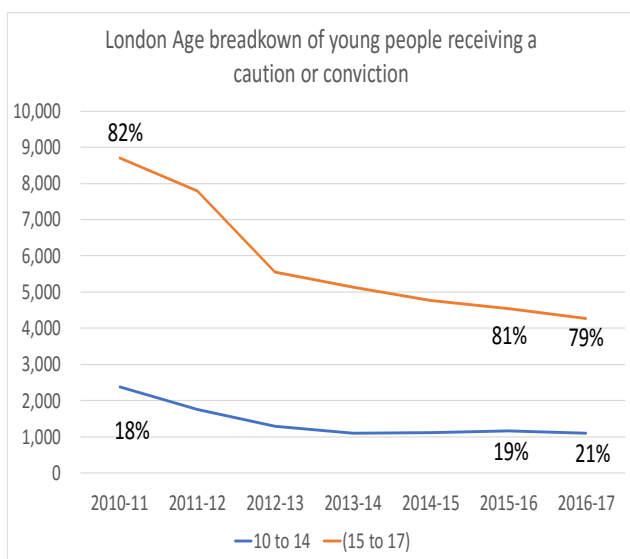
**Figure 4.5: Number and proportion of children and young people receiving a caution or conviction by age group, Barking and Dagenham years ending March 2012 to March 2017**



4.9 There were 67 10–14 year olds and 155 15–17 year olds who received a caution or conviction in the year ending March 2017. Between March 2012 and March 2017 there was a 3% increase in the number of 10–14 year olds who received a caution or conviction compared to a 43% decrease in the number of 15 to 17 year olds.

4.10 When compared to the previous year (March 2016) there was a 3% increase in the number of 10-14 year olds compared to a 13% decrease in the number of 15 to 17 year olds receiving a caution or conviction from Barking and Dagenham.

4.11 In comparison both age groups across England and Wales have seen similar decreases compared with the year ending March 2012 (55% (10 to 14yr) and 58%(15 to 17yr) respectively and the year ending March 2016 (both 14%).



## 5. Proven offences by children and young people

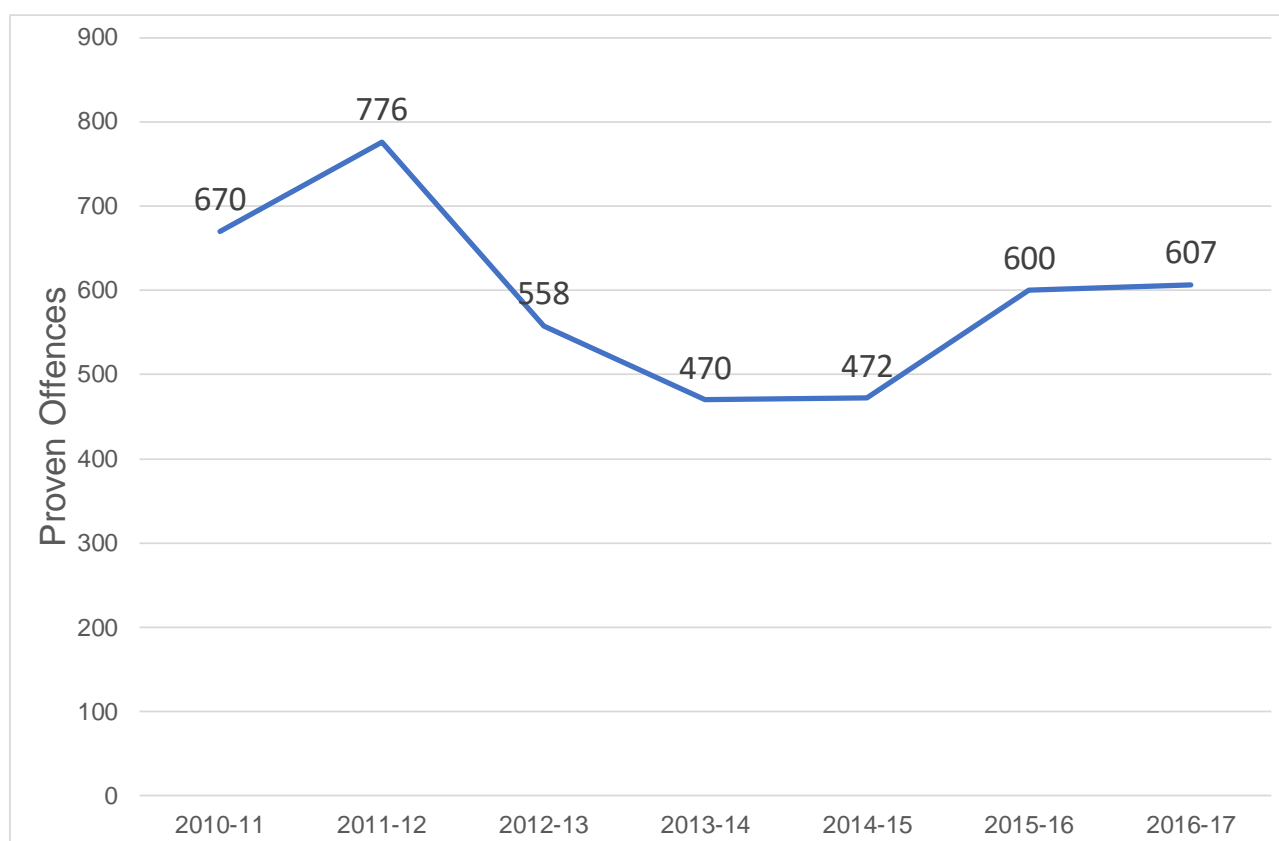
5.1 Definition: All proven offences (indicatable and summary) committed by children and young people. A proven offence is one for which a child or young person receives a caution or conviction.

5.2 For Barking and Dagenham in the year ending March 2017:

- The 607 proven offences committed by children and young people is lower than the most recent peak in 2011-12 of 776 proven offences. However, proven offences have increased year on year over the last three years to March 2017.

### Trends in proven offences by children and young people from Barking and Dagenham:

Figure 5.1 number of proven offences committed by children and young people, Barking and Dagenham, years ending March 2010 to March 2017

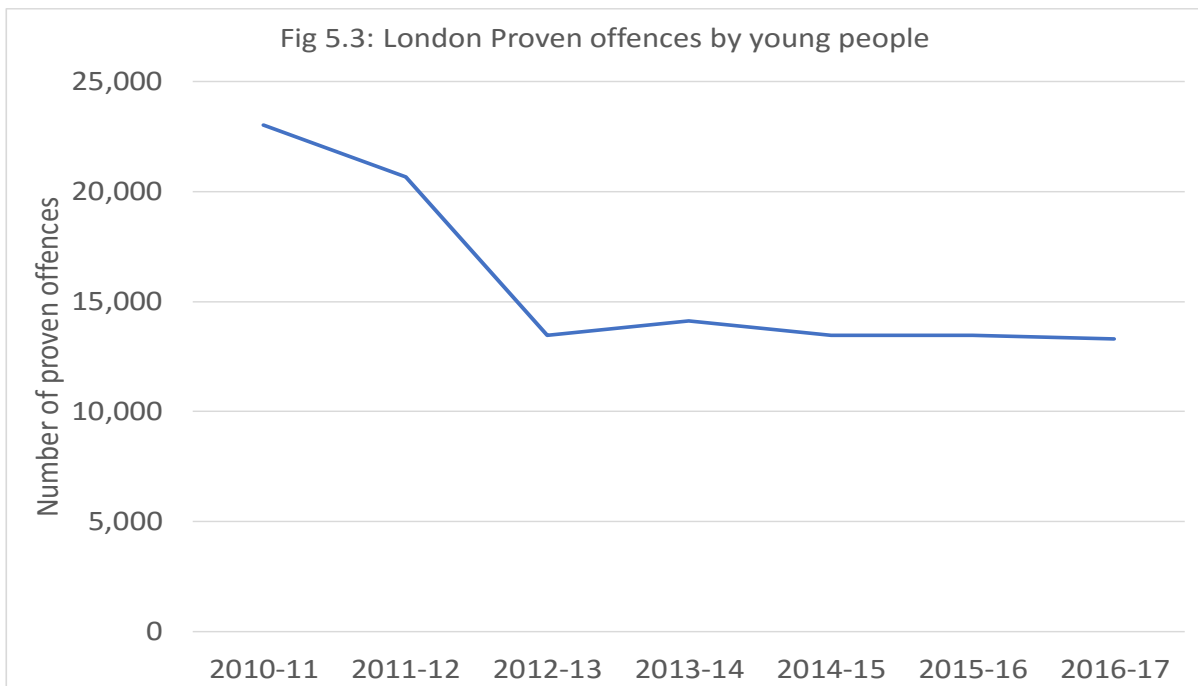
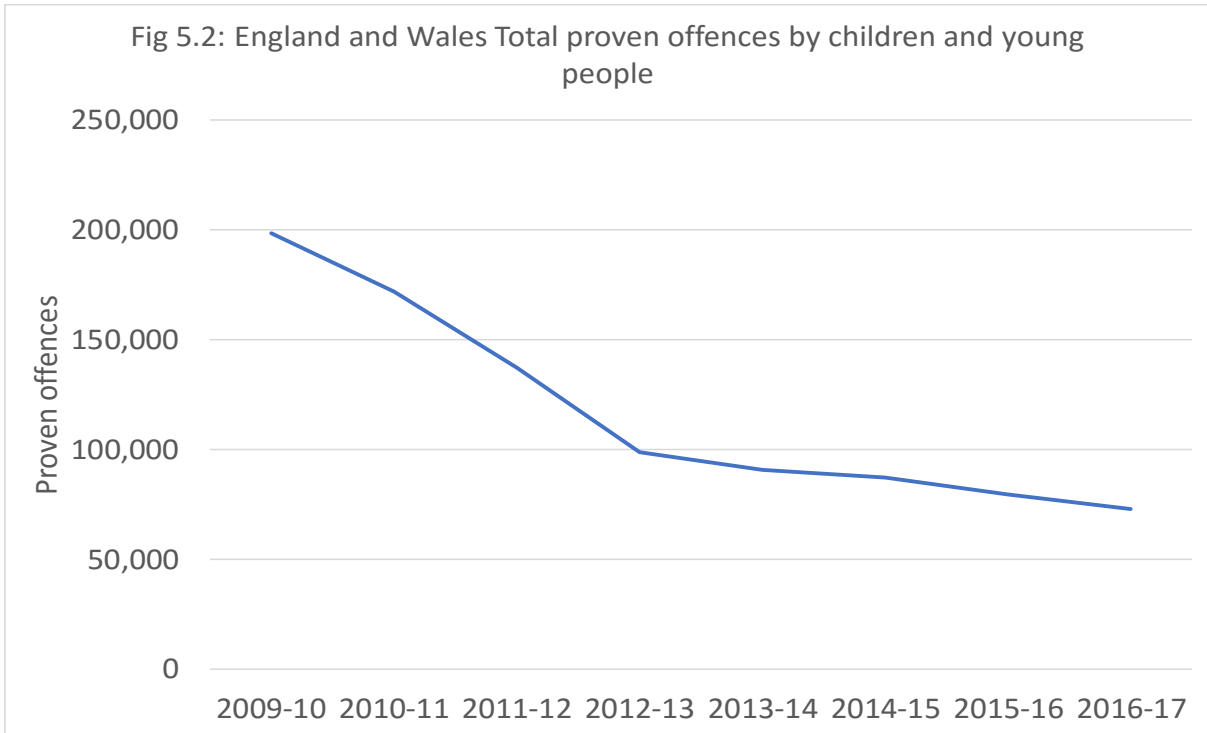


5.3 Following a downward trend between 2011-12 and 2013-14 offences stabilised in 2014-15 before increasing again from 2015-16 onwards. There were 607 proven offences by children and young people resulting in a caution or conviction in court in the latest year. This is a 9.4% fall from 670 proven offences 7 years ago (2010-11) and a 1.2% increase compared with the previous year.

5.4 In comparison across England and Wales and London proven offences committed by young people continue to decrease (see fig5.2 and fig 5.3 below).



<b>6. Area</b>	<b>2010/11</b>	<b>2015/16</b>	<b>2016/17</b>
England and Wales	171,750	79,374	72,985
London	23,022	13,468	13,306



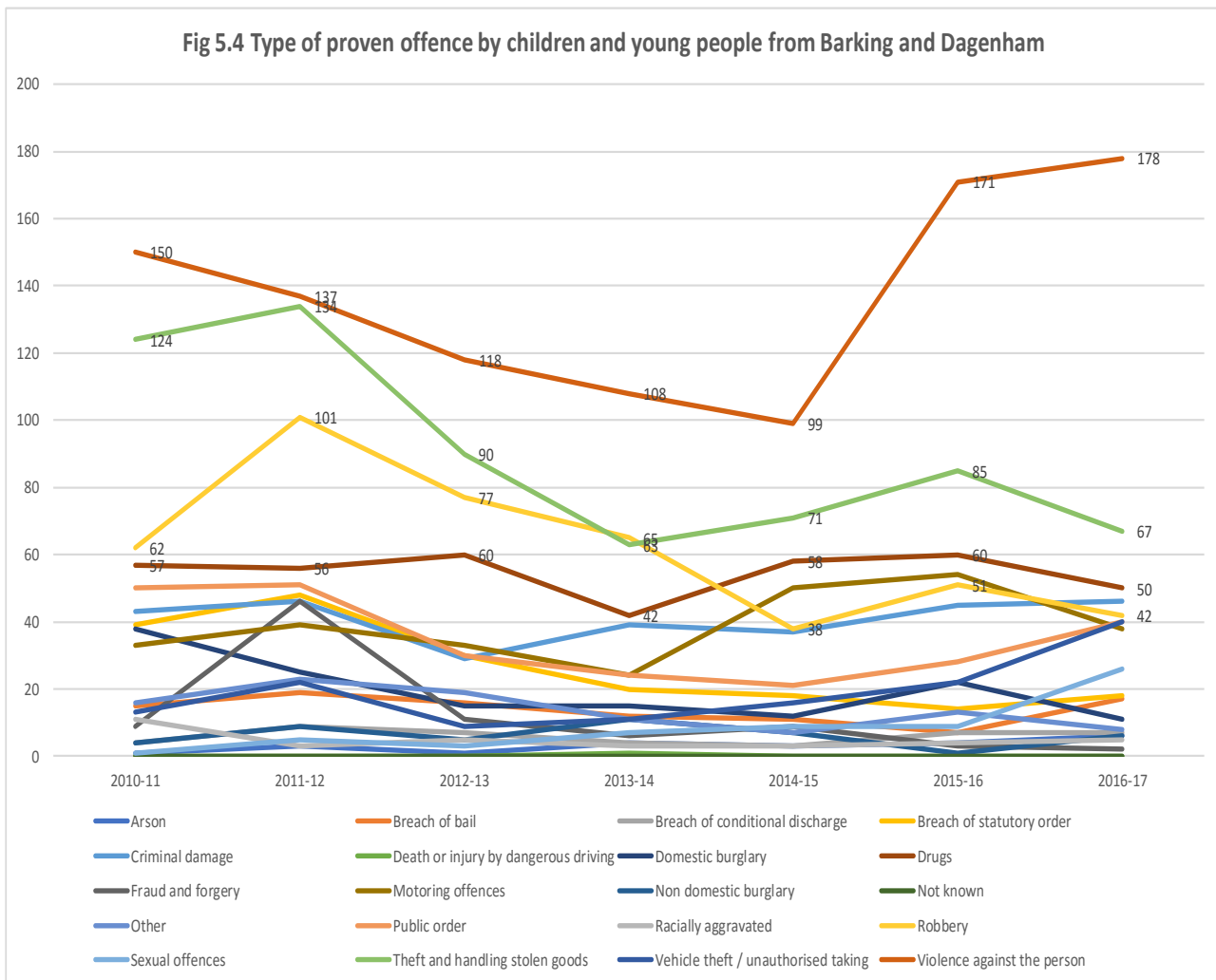
## Numbers

6.1 The data shows for Barking and Dagenham there has been an increase in the number of proven offences in half of the offence groups since 2010/11. The offence groups to see the largest increase in offences by volume are in:

- Violence Against the Person proven offences from 150 in 2010/11 to 178 in 2016/17. Violence Against the Person offences has seen a sharp increase in 2015/16 and continues to increase in 2016/17 following years of decline,
- Vehicle theft / unauthorised taking which has seen increased from 13 offences in 2010/11 to 40 in 2016/17.
- Sexual offences which have increased from 1 in 2010/11 to 26 in 2016/17.

6.2 In the latest year, the number of proven offences increased across half of all offence groups. The top three by volume include

- Vehicle theft / unauthorised taking, which increased by 81% to 40 offences,
- Sexual offences, which had a 188% increase to 26 offences.
- Public Order offences, which had a 43% increase to 50 offences.

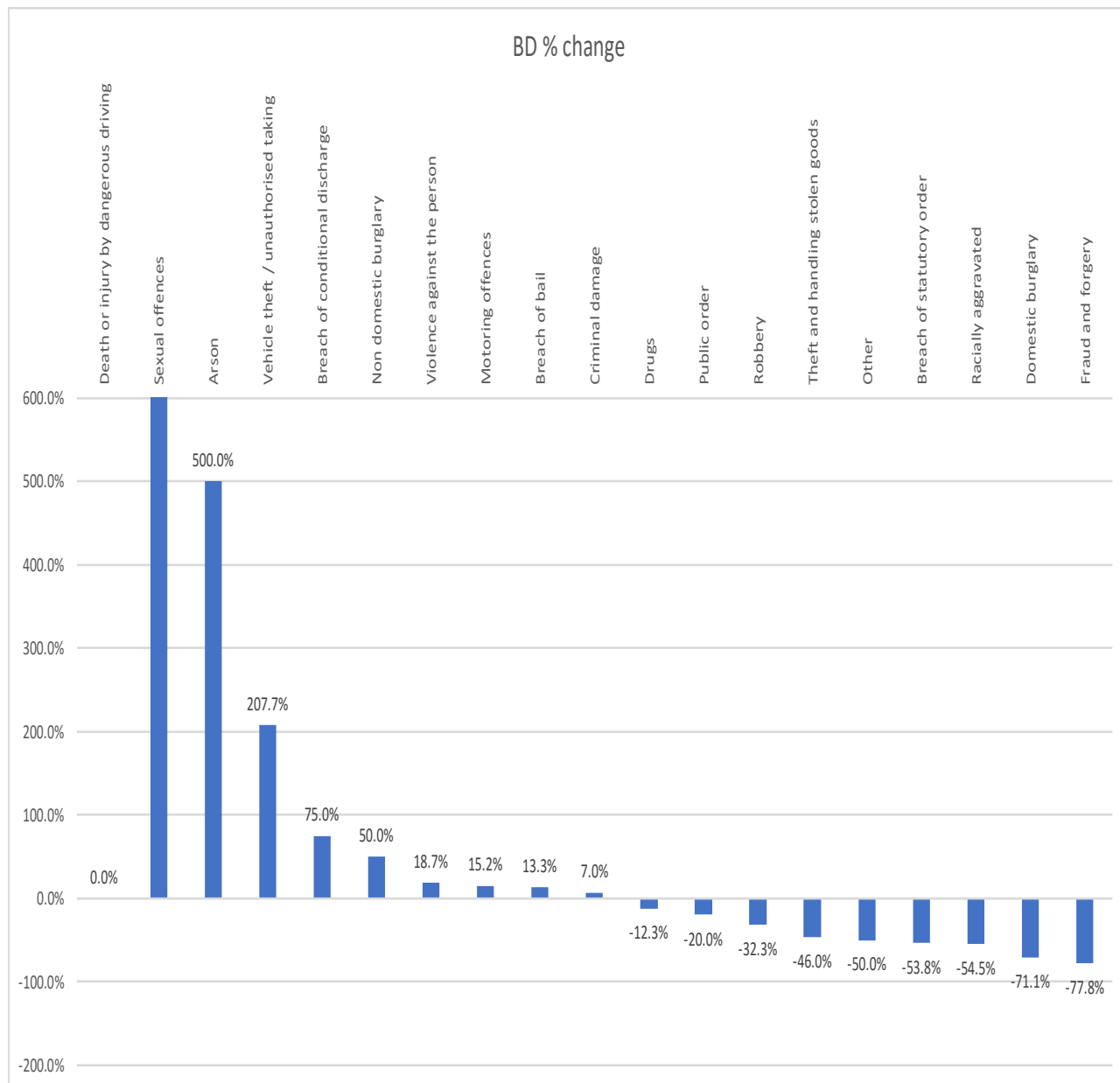


## Proportions:

6.3 Theft and handling stolen goods, domestic burglary and breach of statutory order are the three offence groups to see the largest fall since 2010/11 (falling by 46%,

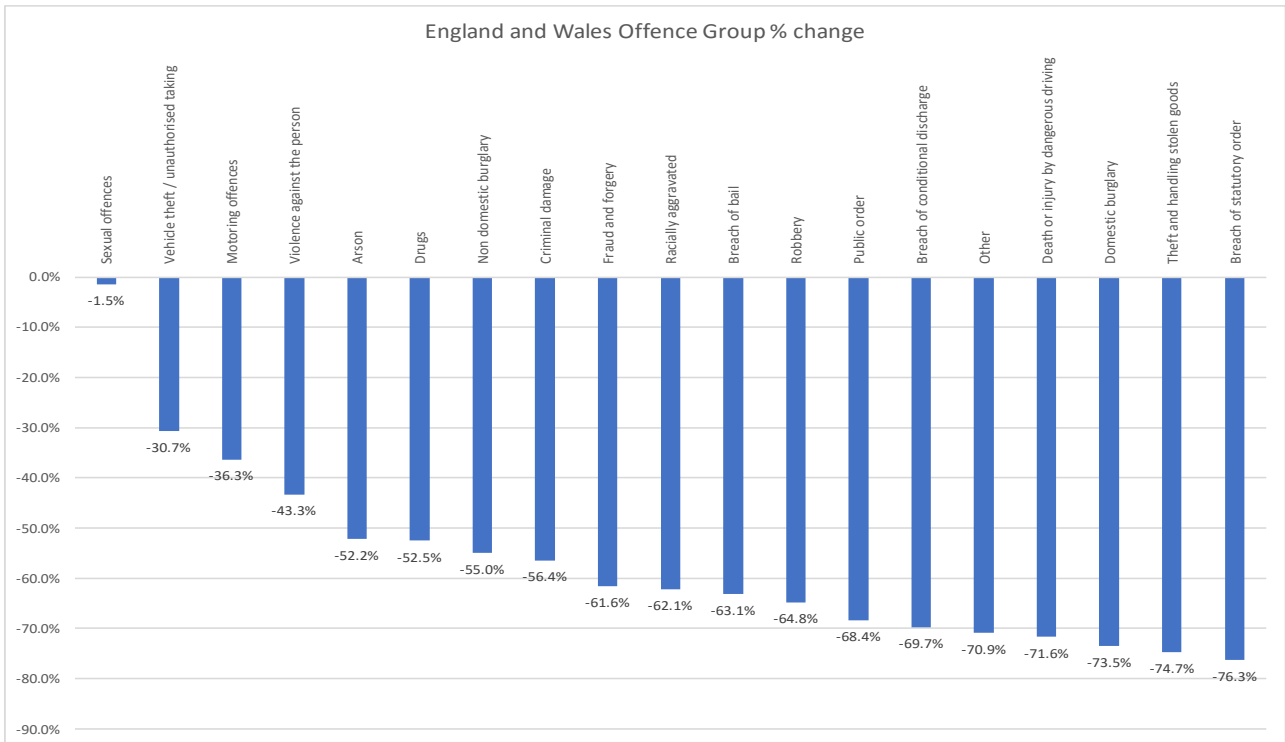
71% and 53% respectively), although the reduction in breach of statutory order may be due to a change in recording practices.

**Figure 5.5: Percentage point change in the proportion of proven offences by children and young people, Barking and Dagenham, between the year ending March 2011 and March 2017**

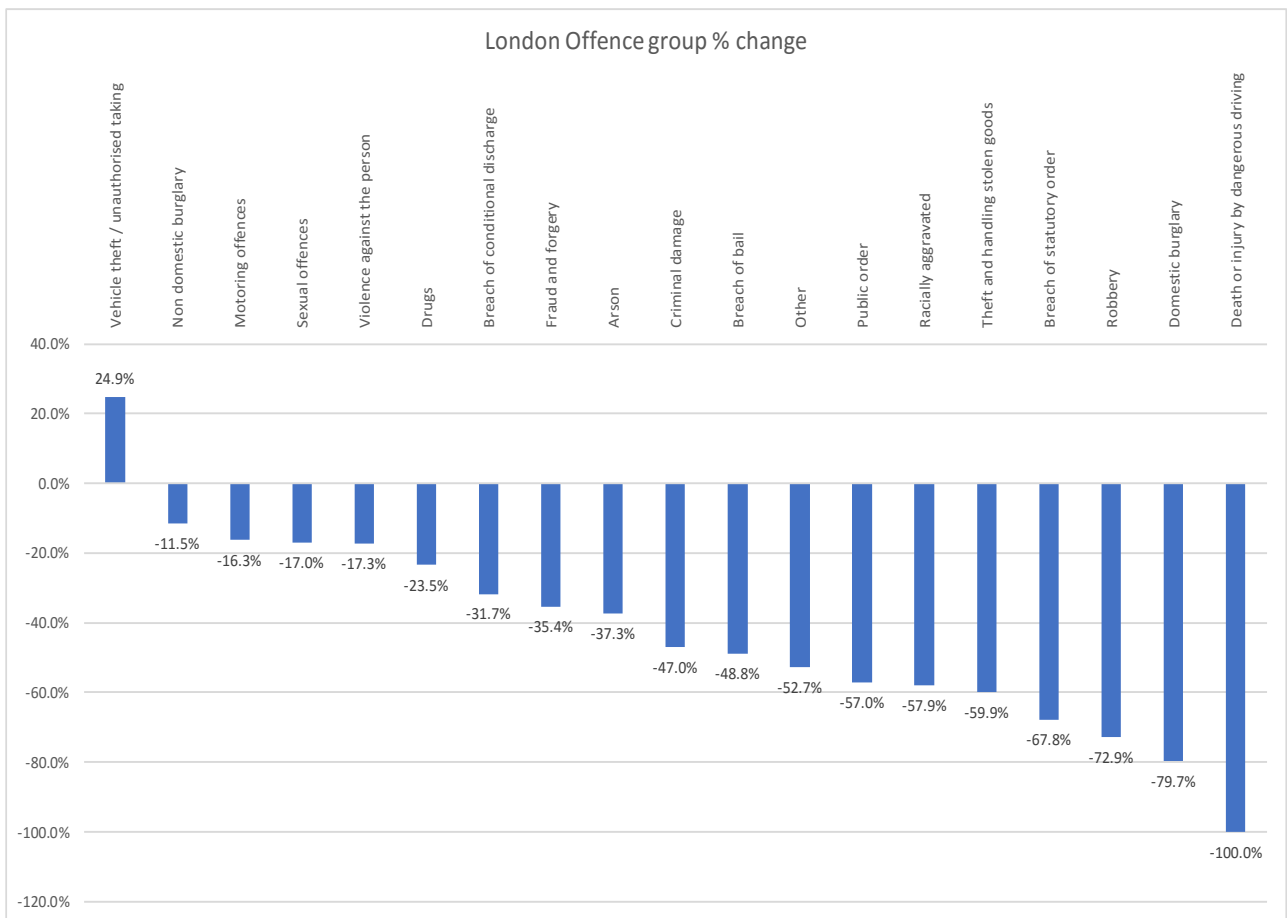


6.4 In contrast across England and Wales all offence groups have seen a decrease in the number of proven offences between 2010-11 and 2016-17. Theft and handling stolen goods, and breach of statutory order are the two offence groups to see the largest fall in since 2010-11 (both falling by 85%). See fig 5.6 overleaf.

[Unprotected/Protected/RESTRICTED]

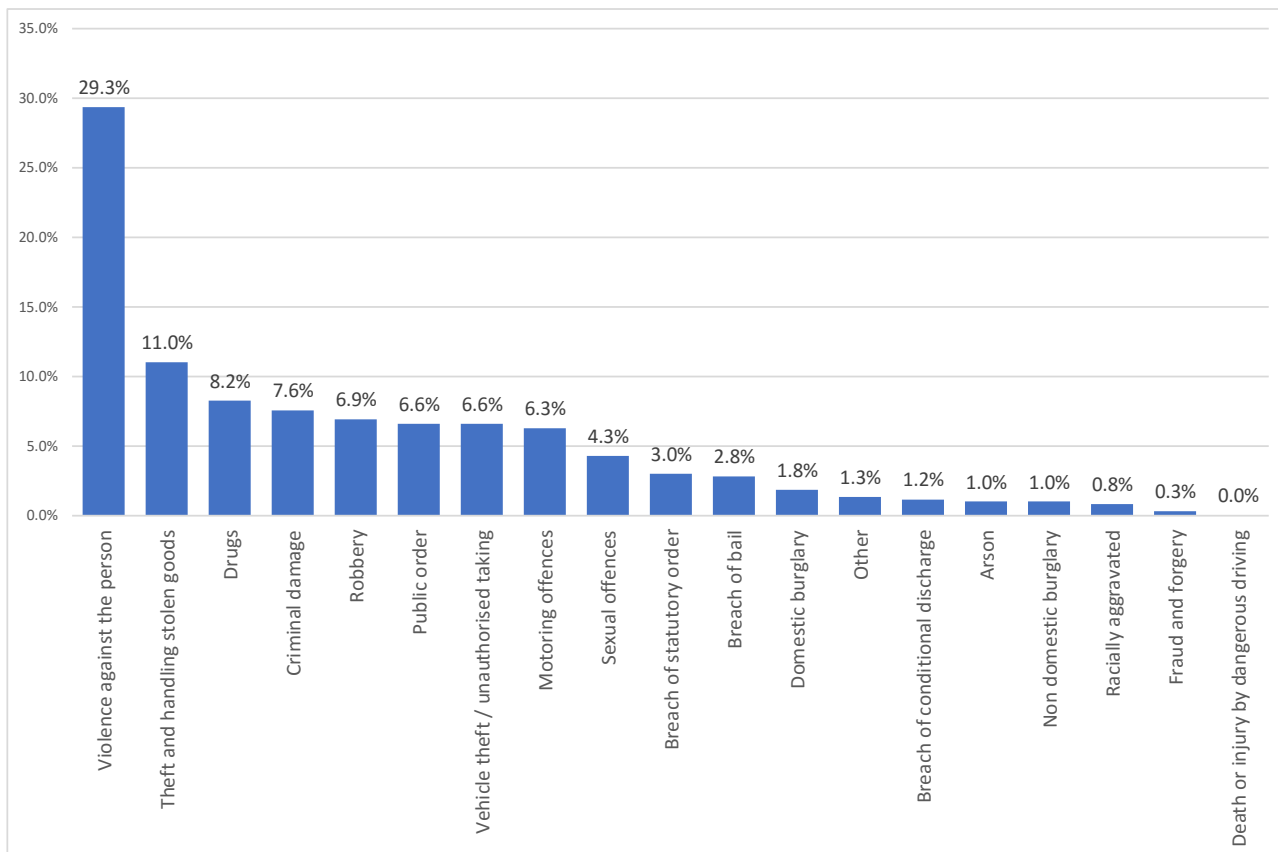


6.5 Across London decreases can be seen in every offence group between 2010-11 and 2016-17, with the exception of unauthorised taking of motor vehicle which shows a 24% increase. See fig 5.7 below



### Types of offences by children and young people:

6.6 The chart below shows the proportion of proven offences committed by children and young people from Barking and Dagenham in 2016/17. As can be seen the top five are Violence Against the Person Offences, Theft and handling stolen goods, Drugs and Criminal Damage offences. See fig 5.8 below.



6.7 The top five proven offences by young people from Barking and Dagenham between 2010-11 to 2016-17 is shown below in fig 5.9:

Top 5 by volume	2010-11	2011-12	2012-13	2013-14	2014-15	2015-16	2016-17
1	VAP	VAP	VAP	VAP	VAP	VAP	VAP
2	Theft and handling stolen goods	Sexual Offences	Theft and handling stolen goods	Robbery	Theft and handling stolen goods	Theft and handling stolen goods	Theft and handling stolen goods
3	Robbery	Racially Aggravated	Robbery	Theft and Handling Stolen Goods	Drugs	Drugs	Drugs
4	Drugs	Drugs	Drugs	Drugs	Motoring Offences	Motoring Offences	Criminal Damage
5	Public Order	Other	Motoring Offences	Criminal Damage	Robbery	Robbery	Robbery